



**The American
Institute
of Architects**

Re-occupancy Assessment Tool V3.0

July 31, 2020

Contents

3	Background
4	About the Re-occupancy Assessment Tool
6	General conditions—baseline parameters
7	Building controls
7	1. First priority: Elimination
7	2. Second priority: Substitution
7	3. Third priority: Architectural and engineering controls
	3.1 Programming
	3.2 Space planning
	3.3 Non-structural partitions and openings
	3.4 Signage
	3.5 Plumbing and plumbing fixtures
	3.6 Mechanical and passive ventilation
	3.7 Electrical, lighting, and communications
	3.8 Appliances, equipment, and accessories
	3.9 Finishes and furnishings
	3.10 Site work
14	4. Fourth priority: Administrative controls
	4.1 Policies
	4.2 Procedures to reduce the spread of pathogens (person-to-person)
	4.3 Procedures to reduce the spread of pathogens (transmission by objects)
	4.4 Procedures to support physical distancing
19	5. Fifth priority: Personal protective equipment (PPE)
	5.1 PPE policies
	5.2 PPE procedures
	5.3 PPE
20	Definitions
21	Annotated bibliography
23	Appendix
	Space syntax diagrams
	Occupancy evaluation
	Physical distancing and the building code
28	References
33	Acknowledgements

Version 3.0 dated July 31, 2020 reflects updates throughout.

Version 2.1 dated July 21, 2020 reflects clarifications and other updates, as noted.

Background

Stay-at-home orders that began in California on March 19, 2020, quickly swept the nation. As federal and state governments debate the process by which businesses, schools, and other non-essential facilities reopen, guidance that holistically addresses the [CDC's Hierarchy of Controls](#) is needed to ensure the public's health, safety, and welfare.

Architects and allied professionals are in a unique position to coordinate a range of mitigation strategies that, in aggregate, reduce the risk of exposure to and transmission of COVID-19 within non-health care settings while balancing building regulations and performance needs. Our goal is to promote best available thinking on practices that protect the health, safety, and welfare of the public while creating opportunities for businesses, schools, restaurants, and other non-essential facilities to provide services.

The purpose of this document is to provide architects, private clients, and civic leaders a framework of strategies for reoccupying buildings and businesses that are in the process of transitioning from being fully closed to fully open. This document aims to provide a range of general mitigation measures to consider, with the understanding that the risk of infection can only be reduced and not eliminated entirely. The document is intended to be utilized in tandem with the [Risk Management Planning Tool](#). Effective solutions require a coordinated approach between building features and operational practices.

It should be noted that certain COVID-19 measures listed within this assessment tool may be inconsistent with other project specific considerations, such as security, accessibility, resilience, and sustainability; these considerations ought to be evaluated holistically and prioritized throughout this public health emergency. Furthermore, decision makers and design professionals are encouraged to evaluate the vulnerability of these buildings with a biological and natural disaster confluence.¹

1. It is recommended that businesses perform a rapid assessment to provide an initial determination of the ability and capacity of a building and its spaces to respond to and accommodate its occupants and the community in the event of a natural disaster as well as a biological disaster.

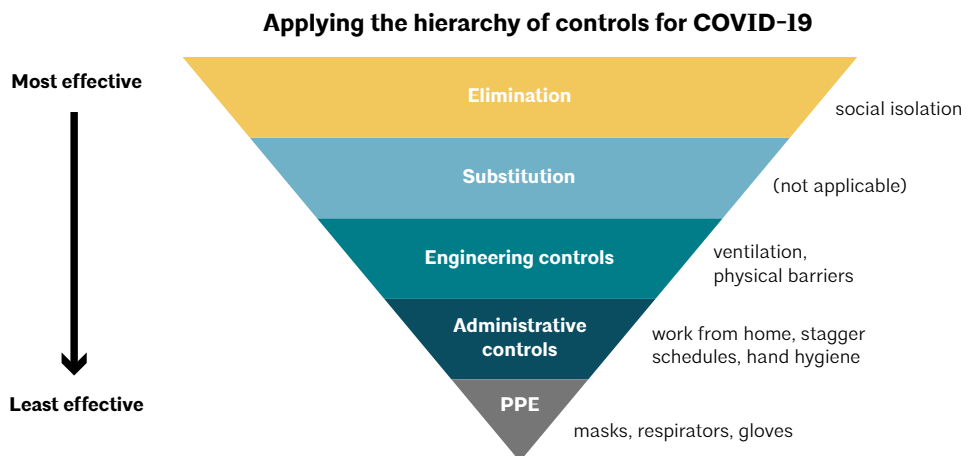
About the Re-occupancy Assessment Tool²

The following assessment tool is structured on the Occupational Safety and Health Administration’s “[Guidance on Preparing Workplaces for COVID-19, OSHA Document 3990-03-2020](#).” This planning guidance is based on both traditional infection prevention and industrial hygiene practices; it is advisory in nature and informational in content. The intent of the assessment tool is to describe considerations to reduce the risk of occupant exposure to SARS-CoV-2, the virus that causes COVID-19 disease cases, in workplaces and places of public accommodation. Fundamental to the assessment considerations are:

- Developing infectious disease preparedness and response plans.
- Preparation to implement basic infection prevention measures.
- Developing policies and procedures for prompt identification and isolation of symptomatic people, if appropriate.
- Developing, implementing, and communicating about workplace flexibilities and protections.
- Implementing workplace controls.

The assessment tool uses the CDC framework of “hierarchy of controls” to select ways of controlling workplace hazards. It proposes that the best ways of controlling the hazards are to systematically remove them rather than primarily relying on workers or the public to reduce their own exposure. In most cases, a combination of control measures will be necessary.

Figure 1: Applying the hierarchy of controls for COVID-19 (adapted from NIOSH)



2. This tool was prepared during the COVID-19 pandemic response including continuous outbreak cycles influencing business closures, re-openings, and potential business re-closure. The scientific evidence about SARS-CoV-2 is in a continuous process of discovery as researchers around the globe develop studies and report findings that subsequently impact public health policy. Therefore, it’s important to review this tool in the context of any new scientific evidence published or public health policy updates after the publication date of this document.

The AIA Re-occupancy Assessment Tool is a list of considerations that includes engineering (and architectural) and administrative controls, as well as PPE, that apply to both essential businesses operating under restrictive orders and for closed non-essential facilities that are in the process of re-opening.

The following public health findings informed the AIA Re-occupancy Assessment Tool considerations.

Physical distancing. COVID-19 is thought to spread mainly through close contact (within about six feet) from person to person in large respiratory droplets.^{i ii}

Contact transfer. While the CDC has stated that contact transfer is not thought to be the main way the virus spreads, it may be possible that a person can get COVID-19 by touching a surface or object that has the virus on it and then touching their own mouth, nose, or eyes.ⁱⁱⁱ Based on studies of SARS and MERS-CoV, preliminary data on SARS-CoV-2, and CDC recommendations, evidence suggests that SARS-CoV-2, the virus that causes COVID-19, can potentially persist on fomites (abiotic surfaces) ranging from a couple of hours to five days.^{iv v vi} There is also developing research on fecal/oral transmission of COVID-19, which makes bathroom environments especially important to consider from an occupancy, cleaning, and maintenance standpoint.^{vii viii ix x}

Aerosols. Transmission of SARS-CoV-2 through the air is sufficiently likely, therefore airborne exposure to the virus should be controlled.^{xi}

Waterborne contaminants. The virus that causes COVID-19 has not been detected in drinking water. Conventional water treatment methods that use filtration and disinfection, such as those in most municipal drinking water systems, should remove or inactivate the virus that causes COVID-19.^{xii} However, other public health risks—such as *Legionella*—may develop in the stagnant water of unoccupied buildings.^{xiii}

Business owners are encouraged to communicate their mitigation measures to occupants to foster transparency that could help the public make informed decisions about their own health and safety.^{xiv}

General conditions— baseline parameters

If the intended operation of the facility cannot satisfy certain prerequisites, then the facility is likely not a good candidate for utilizing the following reopening considerations for minimizing the risk of spreading SARS-CoV-2. The below goals, operating authority, facility authority, and risk management categories are set forth as baseline prerequisites. The facility under evaluation may have additional prerequisites.

	Yes	No
Goals		
Committed to creating a plan for the restart of businesses to restore the economy.		
Committed to mitigating the risk of spreading pathogens, including SARS-CoV-2, among the business workers and the general public.		
Operating authority		
Verify that the facility reopening orders come from the proper governing authorities.		
A protocol is in place to monitor the authority's changes to operational policies. ³		
Facility authority		
Verify that the business has the legal authority to make physical alterations to the premises.		
Determine the Authority Having Jurisdiction (AHJ) requirements for permitting facility alterations.		
Risk management		
Comply with federal, state, and local laws including ADA, OSHA, and Department of Health regulations and requirements. ⁴		
Evaluate the business's risk tolerance. For more on the risk management process, see AIA's Risk Management Plan for Buildings .		

3. Monitor local as well as state guidance including your state or local public health agency, emergency management, governor and mayor's office

4. Prior to reopening or resuming operations, it is recommended to test fire, life safety, plumbing and mechanical systems to ensure desired function and compliance with codes and regulations. For additional guidance, refer to the International Code Council's [Considerations for Reopening following the COVID-19 pandemic](#).

Building controls

- E Education
- O Office
- F Restaurant
- S Senior living
- R Retail
- H Housing

The assessment tool does not prescribe required interventions but includes controls applicable to many building types and scales of operation. The controls may be applied to non-essential facilities that are to initially reopen with required limitations (short-term) and eventually operate without imposed restrictions (long-term). Not all controls may be applicable to all building types under all situations, similarly additional controls may be necessary. The relevant controls may be further categorized as “essential” or “desirable” in an effort to prioritize.

Considerations organized by CDC priority

Essential	Desirable
-----------	-----------

1. First priority: Elimination

Institute social isolation. Wherever possible, occupants should work or perform other activities from home. This should include restructuring responsibilities to minimize the number of occupants that need to be physically present.^{xv}

2. Second priority: Substitution

Replace the hazard. There is no available substitution for COVID-19; thus the control measure is not applicable.^{xvi}

N/A

3. Third priority: Architectural and engineering controls

Isolate persons from SARS-CoV-2 exposure. Where appropriate, these controls reduce exposure to hazards without relying on occupant behavior and can be cost-effective to implement.⁵

3.1 Programming

3.1.1 Adapt space to contribute to public health goals.

- E Utilize large interior, traditionally active, spaces (i.e., gymnasium), as extended, passive instructional space and move active programming outside.
- H S O Provide dispersed, temporary work surfaces for outdoor working/dining to reduce quarantine fatigue.
- H S Identify ad hoc space for package storage overflow.
- F Utilize the parking lot as a waiting area to avoid congregating in restaurant waiting areas or wandering throughout the dining room.

5. Considerations are associated with a wide range of costs. The ROI of each design intervention will vary by building.

- E Education
- O Office
- F Restaurant
- S Senior living
- R Retail
- H Housing

Considerations organized by CDC priority

Essential Desirable

S Provide an in-room dining area for family visitation to reduce isolation.^{xvii}

S Identify a designated space for visitation, preferably with direct access to outdoors.

3.1.2 Provide **biophilic amenities** that promote mental health and wellbeing.^{xviii}

3.1.3 Provide space for outdoor programming.^{xix}

E O F S Provide outdoor seating to supplement indoor seating.

R Include outdoor space for retail.

S Designate outdoor area for family visits.

3.2 Space planning

3.2.1 Reduce density and/or increase spacing of seating.

E O Stagger work stations where possible and rotate to face the same direction.

E O Provide or retrofit locking casters to limit furniture mobility where mobility could pose an issue for physical distancing.

E O F S Retrofit dining room or break room layout to increase spacing between tables and limit number of seats to allow for adequate spacing apart of people, measurement taken minimum six feet from shoulder outward.^{xx xxii}

3.2.2 Reduce amount of equipment to provide more space.

E Remove/relocate corridor lockers to provide a wider path for common travel.

3.2.3 Restrict access to restroom plumbing fixtures to provide minimum six-foot spacing between individuals at fixtures.⁶

3.2.4 Ensure additional touchless trash cans are placed near entrances, doors, and PPE stations.

3.2.5 Consider one-way traffic flow in common spaces, hallways, entry and exit points, while keeping in mind that changes to typical routes and lengthening travel distances can pose new challenges.^{xxiii xxiv}

6. Ensure quantity of plumbing fixtures will accommodate maximum number of building users.

- E Education
- O Office
- F Restaurant
- S Senior living
- R Retail
- H Housing

Considerations organized by CDC priority

Essential Desirable

3.2.6 Determine ingress/egress to and from restrooms to establish paths that mitigate waiting in proximity of others, and face-to-face convergence between those entering and exiting. Consider dispersing users with signage to direct them to restrooms that are typically underutilized.

3.2.7 Expand interior queuing spaces where throttling circulation is required; using barriers as necessary to ensure physical distancing.

3.2.8 Relocate some taxi/ride sharing/drop-off stops to increase physical distancing.

3.3 Non-structural partitions and openings

3.3.1 Consider an exit separate from the entrance. ^{xxv}

3.3.2 This item regarding limiting entrances was deleted in V3.0, and instead integrated into 3.3.1.

3.3.3 Identify separate entrances for staff and students, visitors, and/or deliveries.

3.3.4 Create touchless entry capability.

- Set revolving doors to continual movement.
- Sliding doors: Elbow-to-push plate activated, voice activated, mobile phone activated, proximity device activated.
- Entry door on motion, proximity sensor or bluetooth command.
- Replace door assembly with hands-free doors and hardware.
- Use alarm-releases on fire doors in the path of travel.
- Provide automatic door openers/proximity sensors.
- Eliminate restroom doors where possible when long corridors/vestibule are able to screen views; alternatively reverse restroom doors to swing out, enabling a touch free exit after washing hands.
- Consider temporarily disabling door latches where fire/life safety is not an issue.

3.3.5 Let in direct sunlight where possible. ^{7 xxvi xxvii xxviii}

3.3.6 O F R Install drive-thru and/or pick-up service windows. ^{xxix}

7. Warmer temperatures and exposure to sunlight will reduce the time the virus survives on surfaces and objects. ^{cxii}

- E Education
- O Office
- F Restaurant
- S Senior living
- R Retail
- H Housing

Considerations organized by CDC priority

Essential Desirable

3.4 Signage⁸

3.4.1 Display COVID-19 mitigation signage on the building’s exterior to convey actions taken to protect public health. Use large dimension, high contrast characters on a non-glare surface for legibility.

3.4.2 Post hygiene, cleaning, and sanitizing signage.

3.4.3 Implement floor/pavement markings (i.e., paint/tape) to visualize recommended spacing among occupants.^{xxx}

3.4.4 Install markings/signage encouraging one-way travel where practical, however minimize the extent of rerouting to keep travel length and reorientation at a minimum.

3.4.5 Map the floor surface to delineate circulation and/or furniture location.

3.4.6 Place conspicuous signage at entrances and throughout the space alerting occupants to the required occupant limits, minimum physical distances, use of PPE, and other risk management policies.^{xxxi}

3.4.7 Use communication boards and digital messaging to convey access or pre-shift information. Incorporating a voice activated feature assists those who are visually impaired.

3.4.8 Place signs indicating that toilet lids (if present) should be closed before flushing.^{xxxii}

3.5 Plumbing and plumbing fixtures

3.5.1 Consider implementation of water management program for building operations.^{xxxiii}

3.5.2 For buildings experiencing extended closure, flush and test potable water systems.^{xxxiv}

3.5.3 Replace flush valves and faucets with hands-free devices.

3.5.4 Add touchless handwashing/hygiene stations throughout, and especially in common spaces.

3.5.5 Replace traditional drinking fountains with touchless type such as a bottle filling station.

3.5.6 Install toilet lids.

8. All signage is recommended to be multi-lingual and include large dimension characters on a high contrast, non-glare surface.^{cxiii}

- E Education
- O Office
- F Restaurant
- S Senior living
- R Retail
- H Housing

9. For additional guidance on HVAC systems, refer to [ASHRAE's COVID-19 \(Coronavirus\) Preparedness Resources](#).

10. There are multiple side effects of altering or increasing the airflow in a space. Higher airflow rates could increase resuspension from fomites and increase the potential for contamination throughout the building by distributing indoor air more quickly, at higher velocities and volumes, potentially resuspending more ultrafine particles.^{cxiv}

11. Systems may also need to be rebalanced to ensure the extended down time has not impacted building performance.

12. Increased ventilation rates and increasing fresh air intake can be helpful if the outdoor air quality and thermal conditions are acceptable. Air pollution is a complication; microbes can be found on particulate matters in the air, and can travel with the particulate matters.^{cxv}

13. Higher outside air fractions and higher air exchange rates in buildings may help to dilute the indoor contaminants, including viral particles, from air that is breathed within the built environment. Higher outside air fractions may be achieved by further opening outside air damper positions on air-handling units, thus exhausting a higher ratio of indoor air and any airborne viral particles present. Regional climate and air pollution conditions may limit this technique.^{cxvi}

14. ASHRAE recommends increasing the level of filtration in the Air Handling Units (AHUs) upon opening the building to the extent that the air handling systems and fans can overcome the additional pressure drop of the new filters and still maintain air flow at acceptable levels.^{cxvii cxviii}

15. Based on studies of SARS-CoV-2 and MERS, the viability of the COVID-19 virus in aerosol form and on surfaces is highest at low relative humidity levels (i.e., 30–40 percent RH). Relative humidity (RH) above 40 percent is detrimental to the survival of many viruses, including CoVs in general.^{cxix}

Considerations organized by CDC priority

Essential Desirable

3.6 Mechanical and passive ventilation⁹

3.6.1 Utilize operable windows for natural ventilation if possible.^{10 xxxv xxxvi xxxvii}

3.6.2 Ensure ventilation systems operate properly and provide acceptable indoor air quality for the current occupancy level for each space.^{11 xxxviii}

3.6.3 Monitor relative humidity, temperature and CO₂ levels regularly to identify and resolve issues quickly.

3.6.4 Increase ventilation rates and air changes.^{12 xxxix}

3.6.5 Prioritize fresh air intake versus recycled air where possible by adjusting dampers, economizers, and AHUs.^{13 xl}

3.6.6 Commission each restroom for negative air pressure.^{xli}

3.6.7 Consider a maximum number of occupants per HVAC zone.

3.6.8 Check filters to ensure they are within service life and appropriately installed.^{xlii}

3.6.9 Align HVAC filter selection, cleaning schedule and replacement cycles with ASHRAE recommendations.

- Install HEPA or MERV 16 filters at recirculated air ducts.
- Install filters with at least MERV-13 rating for filtering airborne viruses (MERV 14 is preferred).^{14 xliii}
- Seal edges of filter to limit bypass.^{xliv}

3.6.10 Clean HVAC intakes daily.^{xlv}

3.6.11 Flush the building for two hours before occupancy in the morning and after occupancy in the afternoon/evening.^{xlvi}

3.6.12 Monitor and maintain relative humidity levels, preferably to RH 40–60%.^{15 xlvii xlviii}

3.6.13 Disable demand-controlled ventilation (DCV).^{xlix l}

3.6.14 Consider the use of portable room air cleaners with HEPA filters.^{li}

3.6.15 Consider temporary bypass of energy recovery systems.

- E Education
- O Office
- F Restaurant
- S Senior living
- R Retail
- H Housing

Considerations organized by CDC priority

Essential Desirable

3.6.16 If room fans are utilized, take steps to minimize air from fans blowing from one person directly at another individual.^{lii}

3.6.17 Consider installing UV germicidal irradiation (UVGI) in mechanical ventilation paths or in upper-room applications to indirectly treat air through convective air movement.¹⁶

3.6.18 Consider utilizing ultraviolet C (UVC) during non-occupied hours for sterilization.

3.6.19 For larger buildings, check cooling and water tower condensate for bacterial growth.¹⁷

3.6.20: Vent toilets separately where possible (e.g., turn exhaust fan on if vented directly outdoors and run fan continuously).^{liii}

3.7 Electrical, lighting, and communications

3.7.1 Utilize IoT technology (RFIDs/key fobs) to reduce touch points.

- Touch-free door locks
- O Touch-free turnstiles
- O R F S Touch-free time cards

3.7.2 Replace light switches with motion sensor controls or phone-based application controls.^{liv}

3.7.3 Program elevators to pick up on only one floor and go to only one floor.

3.7.4 Change elevator controls to voice or mobile phone-actuated.

3.7.5 Increase data security protocols and protections.

3.7.6 Improve conferencing and “shareware” software to facilitate optimal computer-based communications.

3.8 Appliances, equipment, and accessories

3.8.1 If instituting temperature check as part of symptom screen process, install non-touch temperature detection equipment as required.^{lv}

3.8.2 Add easy to clean vending machines.

3.8.3 Provide dishwasher to sanitize reusable utensils/cookware.

16. UV light in the region of shorter wavelengths (254-nm UV C [UVC]) is particularly germicidal, and fixtures tuned to this part of the light spectrum are effectively employed in clinical settings to inactivate infectious aerosols and can reduce the ability of some viruses to survive. However, UV germicidal irradiation (UVGI) has potential safety concerns if the room occupants are exposed to high-energy light. For this reason, UVGI is safely installed in mechanical ventilation paths or in upper-room applications to indirectly treat air through convective air movement.^{cx}

17. Such conditions may pose a *Legionella* risk. Additionally, air ducts may need to be flushed, filtration media replaced, and water supply piping flushed to minimize the risk of legionella. For additional guidance on Legionella mitigation, refer to [ASHRAE Guideline 12-2020, Managing the Risk of Legionellosis Associated with Building Water Systems](#).

- E Education
- O Office
- F Restaurant
- S Senior living
- R Retail
- H Housing

Considerations organized by CDC priority

Essential **Desirable**

3.8.4 Provide equipment that supports physical distancing and decreases the spread of pathogens.

- O Provide an extra monitor at workstations dedicated to video conferencing.
- O Utilize personal headsets instead of shared desk phones.
- S Add built-in technology into resident rooms to enable virtual connection to mitigate the effects of isolation.

3.8.5 Retrofit or replace existing kiosks with touchless kiosks.

3.9 Finishes and furnishings

3.9.1 Install physical barriers such as clear plastic partitions or sneeze guards. lvii lviii

- E Use cubbies, shelf units, and other classroom furniture as low barriers adjacent to student desks and adjacent to teaching area.
- E O F S Dining area separations: install temporary partitions or tall booths.
- O Utilize temporary, movable partitions to subdivide large working spaces.

Include passive talk ports or intercoms to accommodate hearing impairments and improve sound transmission

3.9.2 Replace or modify restroom stalls/partitions to make partitions floor to ceiling where fire safety and proper ventilation is not an issue.

3.9.3 Minimize use of high-touch or difficult to clean finishes and equipment (rugs, mobile whiteboards, etc).

3.9.4 Retrofit existing trash cans or install new no-touch trash cans.

3.9.5 Provide touchless hand soap, and clean towels or air dry hands. lix lx

3.9.6 Provide cleanable, transparent films over surfaces such as elevator buttons.

3.9.7 Prioritize easy to clean materials when selecting replacement furnishings.

- E Education
- O Office
- F Restaurant
- S Senior living
- R Retail
- H Housing

Considerations organized by CDC priority

Essential Desirable

3.9.8 Enhance acoustic treatment so occupants can hear/be heard through masks.

3.10 Site work

3.10.1 R Reconfigure parking and/or access lanes to accommodate curbside pickup.^{ixi}

3.10.2 Provide entry queuing area with ample spacing that also minimizes exposure to inclement weather including wind, sun, and precipitation.

3.10.3 This control was combined with 3.10.2 in Version 3.0.

3.10.4 Ensure the designated building/space ingress and egress pathways support clearly separated directional traffic that also provide ADA accessibility.¹⁸

3.10.5 Consider providing outdoor heating and/or shading to support exterior programming.

3.10.6 S H Identify ad hoc space for farming and/or biophilic plantings to promote mental wellbeing and enhance food security.

4. Fourth priority: Administrative controls

Requires action by the person or business and are typically changes in work policy or procedures to reduce or minimize exposure to hazard.

4.1 Policies¹⁹

4.1.1 Develop an emergency communications plan as well as a pandemic and/or outbreak response plan.

4.1.2 Develop escalation procedure to report potential cases of COVID-19 to local health department.

4.1.3 Identify necessary revisions to human resources policies.²⁰

4.1.4 Develop organizational policies to guide what happens if a person at the workplace is found to be COVID-19 positive.²¹

4.1.5 Provide up-to-date education and training on COVID-19.

4.1.6 Identify and accommodate occupants in CDC-defined higher health risk categories.

18. Multiple paths will require consideration of supplemental surveillance/security provisions to address the public's proper usage, loss-prevention, and possible violent intruders (active-shooter scenario).

19. Policies such as those listed in section 4.1 may also be applicable to other diseases, such as the flu.

20. Policies may include hazard pay, paid sick time, the identification of essential personnel, flexible work schedules for caregivers, revised PTO carryover policy and/or travel policy, etc. Ensure sick leave policies and practices are consistent with public health guidance, follow state and federal workplace laws and policies, and are shared with employees.

21. Strategies might include isolation, enhanced cleaning and sanitization, temporary office closure, contact tracing, etc.

- E Education
- O Office
- F Restaurant
- S Senior living
- R Retail
- H Housing

Considerations organized by CDC priority

Essential Desirable

4.1.7 Convey recommended guidance for ride-sharing services, delivery services, and taxi services that define cleanliness standards and protocols.²²

4.2 Procedures to reduce the spread of pathogens (person-to-person)²³

4.2.1 Establish a protocol and implementation plan for symptomatic persons; including a holding area and procedure for safe transport home or to medical care.^{lxii}

4.2.2 This item regarding isolation was deleted in V2.1, and instead integrated into 4.2.1.

4.2.3 After an employee is suspected or confirmed to have COVID-19, close off areas used for prolonged periods of time by the sick person. Preparedness planning should allow for alternate work areas for other employees. Conduct thorough cleaning of affected area per [CDC guidelines](#).^{lxiii}

4.2.4 Establish procedures for returning to work after COVID-19 illness.

4.2.5 Institute entrance symptom screening on-site.²⁴

4.2.6 To maintain Title I ADA requirements and to prevent stigma and discrimination, make employee health screenings as private as possible.^{lxiv lxxv}

4.2.7 Encourage self-monitoring for symptoms.

4.2.8 Encourage occupants to participate in contact tracing protocols.

4.2.9 Promote hand washing, personal hygiene, and respiratory etiquette.^{lxvi} Conversely, discourage handshaking or other close contact.

4.2.10 This note deleted. A previous version cited a reference to disconnecting hand dryers.

4.2.11 Provide alcohol-based hand rubs containing at least 60% alcohol disinfectants.^{lxvii}

4.2.12 Provide tissues.

4.2.13 Cohort high risk individuals in the same area and/or during similar times of day.

4.2.14 Where interpersonal interaction is needed, group occupants into smaller, consistent cohorts within the same area, especially high risk individuals.^{25 lxxviii}

22. In recent years, the sharing economy has created environments and added new components related to how multiple people share the same spaces. Shared spaces and items, such as co-work environments, rooms in homes, cars, bikes, and other elements of the built environment, may increase the potential for environmentally mediated pathways of exposure and add complexity to enacting physical distancing measures.^{lxxi}

23. Refer to CDC guidance for optimal cleaning products, wet times, contact times, and procedures.

24. Screening may include practices such as non-touch body temperature detection through Infrared Fever Screening Systems (IFSS) and symptom identification.

25. Maintain these cohorts for multiple sessions/groups. Cohorts should stay stable over time as a one-time cohort is much less effective.

- E** Education
- O** Office
- F** Restaurant
- S** Senior living
- R** Retail
- H** Housing

Considerations organized by CDC priority

Essential | **Desirable**

- E** If classroom uses distributed learning model/center-based learning, limit number of children in an area to 2 or 3 depending on size.
- S** Cohorting: diners from same “wing” or area of facility sit in same area to eat each day and have the same staff attendants if waited on.
- S** Permit small cohorts to utilize assembly areas to reduce social isolation.
- S** Eliminate staff rotations between multiple sites, buildings, and wings.

4.2.15 Limit areas of public visitation.

- S** Open additional entrances to direct outside visitors to their designated destination.

4.2.16 Establish an official guide of an approved protocol to manage occupant and visitor safety and provide related training.

4.2.17 Restrict permitted activities to reduce exposure risk.

- E** Change physical education programming to reduce breathing volume/intensity, increase spacing, and eliminate the use of shared objects/surfaces.
- O** **H** Limit activity types in amenity spaces to reduce the reach of droplets (e.g., no exercise, singing, etc.).

4.3 Procedures to reduce the spread of pathogens (transmission by objects)²⁶

4.3.1 Consider periodic operational break(s) during business hours to allow for increased scope and frequency of cleaning and waste removal.^{lxix lxx lxxi}

- R** Adjust or modify store hours to provide adequate time for regular, thorough cleaning and product stocking.^{lxxii}

4.3.2 Regularly clean and disinfect high touch surfaces.

- S** **R** Provide places and disinfectants with which to clean wheelchairs and assistance with the cleaning.
- R** Carts, racks, shelving, hangers, and other items on the sales floor should be visibly clean and consider marking them as “clean” or “disinfected”.^{lxxiii}
- R** Sanitize fitting rooms after customer use.^{lxxiv}

26. Refer to CDC guidance for optimal cleaning products, wet times, contact times, and procedures.

- E Education
- O Office
- F Restaurant
- S Senior living
- R Retail
- H Housing

Considerations organized by CDC priority

Essential | **Desirable**

4.3.3 Relocate materials to make rooms easily cleanable.

4.3.4 Where known symptomatic persons were present, consider third-party deep cleaning services.^{27 lxxv}

4.3.5 Provide disposable towels and disinfectants for occupants to clean work surfaces prior to use.

4.3.6 Replace collateral hard copy media provided in waiting areas with televisions or monitors for entertainment, news, and advertisement.

4.3.7 Avoid and/or greatly limit the use of common equipment.^{28 lxxvi}

E Eliminate contact sports and use of shared sporting equipment.

E O S Eliminate use of intracompany transport and company vehicles.

E O F S Eliminate shared serving utensils or bins of cutlery; mandate use of disposable utensils/plates/bowls.

E F S Eliminate self-service salad bars and buffets.

F R Institute options for contactless payment processes for retailers to further limit contact with cash, credit card readers, pens, or surfaces.^{lxxvii}

R Discontinue product sampling.^{lxxviii}

R Close bulk-bin options.^{lxxix}

4.3.8 Where common equipment must be used, including braille signage and the tops/bottoms of ramps and stairs, perform frequent sanitation

4.3.9 Develop policies to reduce risk related to high-touch practices.²⁹

R Discourage customers from touching items unless intending to purchase.^{lxxx}

R Allow suspension or extension of the merchandise return period.^{lxxxi}

4.4 Procedures to support physical distancing

4.4.1 Institute strategies that promote physical distancing.

R Avoid types and dispersion of displays and service areas that result in close public proximity.

27. Deep cleaning services are ideally performed by an IICRC-certified mitigation company.

28. Common equipment may include coffee pots, refrigerators, and drinking fountains as well as conference room technology and other shared devices.

29. High touch practices might include eliminating in-store trying on, cleaning garments put on but not bought, alternations being permitted after a confirmed purchase, “quarantining” products that come back to the retailer through exchanges or returns for a sufficient period of time, etc.

- E** Education
- O** Office
- F** Restaurant
- S** Senior living
- R** Retail
- H** Housing

Considerations organized by CDC priority

Essential Desirable

E F S Close dining areas and make orders available for pick up or delivery only.^{lxxxii}

R Adjust business practices to reduce close contact with customers (e.g., drive-thru service, click-and-collect online shopping, shop-by-phone, curbside pickup, and delivery options, where feasible.^{lxxxiii}

R Provide dedicated staff member(s) to retrieve goods for customers in retail settings.

R Create methods to receive returns and exchanges to minimize contact between customer and employee.^{lxxxiv}

R Stagger stocking so that associates are in different aisles.^{lxxxv}

4.4.2 Limit entry to only essential staff and visitors.^{lxxxvi}

4.4.3 Implement occupancy-reduction policies for all areas of the building; including but not limited to work areas, public waiting areas, break areas, and restrooms.

R Schedule customer appointments to avoid waiting groups.

E O S Limit occupancy through staggered shift assignments or entrance times.

F R Limit the number of customers in a space at any one time.

R Shorten public time within the facility by encouraging the use of shopping lists, pre-ordering, and designated pick-up within or outside.

E O F R Limit delivery services (loading/unloading) schedule to one vendor at a time.

E Promote teacher rotation rather than class rotation.

R Shift primary stocking activities to off-peak or after work hours, when possible, to reduce contact with customers.^{lxxxvii}

R Establish hours of operation, wherever possible, that permit access solely to high risk individuals, as defined by the CDC. Preferably at a time following a complete cleaning.^{lxxxviii}

S Partition long wings into smaller households, with separate dining and activity areas.

- E Education
- O Office
- F Restaurant
- S Senior living
- R Retail
- H Housing

Considerations organized by CDC priority

Essential **Desirable**

4.4.4 Provide dedicated staff member(s) at building entrance to guide queuing of incoming occupants.

4.4.5 Design a process to ensure occupants stay distanced while waiting.

R Manage the check-out line process to reduce COVID-19 transmission.

4.4.6 Encourage walking, cycling, or other modes of personal transportation that do not promote close interaction with others as in mass public transit.^{lxxxix}

5. Fifth priority: Personal protective equipment (PPE)

Properly used PPE may be needed to prevent certain exposures but should not take the place of other preventative measures.

5.1 PPE policies

5.1.1 Utilize CDC guidelines to identify when and what type of protection is to be used.

5.1.2 Regularly inspect, maintain, and replace supplies.

5.1.3 Secure necessary supplies and proper on-site storage facilities.

5.1.4 Limit access to supply storage spaces. Centralize distribution.

5.2 PPE procedures

5.2.1 Wear PPE based on hazard to worker.

5.2.2 Train workers on proper use of PPE.

5.2.3 Require hand washing/sanitizing before putting on gloves.

5.2.4 Ensure proper fit and periodically refit.

5.3 PPE

5.3.1 Provide gloves.^{xc}

5.3.2 Provide goggles.

5.3.3 Provide face shields.

5.3.4 Provide face masks or cloth face coverings.^{xci}

Definitions

Abiotic: physical rather than biological; not derived from living organisms

AIHA: The American Industrial Hygiene Association

ASHRAE: The American Society of Heating, Refrigerating and Air-Conditioning Engineers

CDC: The Centers for Disease Control and Prevention

Coronavirus: A member of a family of single-stranded RNA viruses that infect people and animals. The disease COVID-19 is caused by a newly discovered coronavirus called SARS-CoV-2.^{xcii xciii}

COVID-19: Novel coronavirus disease-2019 is the disease.^{xciv}

Essential and desirable: Planning actions depending on the level of priorities and resources generally required to implement them. This is for guidance only. State and national authorities should determine which actions are truly essential and desirable in their context, based on their own vulnerability profile and level of available resources.^{xcv}

Fomites: Objects or materials which are likely to carry infection

High risk: Persons with high potential for exposure to known or suspected sources of COVID-19. Includes health care delivery and support staff, medical transport workers, and mortuary workers involved in preparing bodies.^{xcvi}

IoT: Internet of things. The interconnection via the Internet of computing devices embedded in everyday objects, enabling them to send and receive data

Isolation: The separation of sick people with a contagious disease from people who are not sick.^{xcvii}

Low risk: Persons who do not require contact with people known to be, or suspected of being, infected with SARS-CoV-2 nor in frequent contact with the general public. Includes those with minimal occupational contact with the public and other coworkers.^{xcviii}

Medium risk: Persons who require frequent and/or close contact with people who may be infected with SARS-CoV-2 but who are not known or suspected COVID-19 patients. Include persons who are in frequent contact with travelers, often in areas of ongoing community transmission, involved with schools, in high-population-density work environments, and in some high-volume retail settings.^{xcix}

NIOSH: The National Institute for Occupational Safety and Health

OSHA: The Occupational Safety and Health Administration

PPE: Personal protective equipment, commonly referred to as “PPE”, is equipment worn to minimize exposure to hazards that cause serious workplace injuries and illnesses. PPE may include items such as gloves, safety glasses and shoes, earplugs or muffs, hard hats, respirators, or coveralls, vests and full body suits.^c

Quarantine: The separation and restriction of the movement of people who were exposed to a contagious disease to see if they become sick.^{ci}

RFID: Radio-frequency identification

SARS: Severe acute respiratory syndrome illness.^{cii}

SARS-CoV: The virus that causes SARS.^{ciii}

SARS-CoV-2: The virus that causes COVID-19.^{civ}

Symptomatic person: Individual exhibiting fever, cough, shortness of breath, or other symptoms of COVID-19.

Very high risk: Persons with high potential for exposure to known or suspected sources of COVID-19 during specific medical, postmortem, or laboratory procedures. Includes health care workers, laboratory personnel, and morgue workers performing autopsies.^{cv}

WHO: The World Health Organization

Annotated bibliography

[2019 Novel Coronavirus \(COVID-19\) Outbreak: A Review of the Current Literature and Built Environment \(BE\) Considerations to Reduce Transmission](#)

Researchers from University of Oregon’s Biology and the Built Environment (BioBE) Center and the CDC’s online pathogen identification database, named MicrobeNet, moved quickly to aggregate multiple sources of both developing knowledge of COVID-19 and previous research focused on SARS-CoV-2. It also provides basic guidance for users and managers of the built environment (BE) to more effectively deal with pathogens in the built environment. This paper forms a critical text for this checklist in its interdisciplinary literature review, which aggregates a myriad of relevant sources from around the world, leveraging the diverse research team. We have used this source to help translate and coalesce developing COVID-19 research from multiple parties into actionable guidance that bases recommendations on minimizing infectious disease transmission through environmentally mediated pathways.

[Aerosol and Surface Stability of SARS-CoV-2 as Compared with SARS-CoV-1](#)

An evaluation of the stability of SARS-CoV-2 and SARS-CoV-1 in aerosols and on various surfaces with estimates of their decay rates.

[CDC: Implementation of Mitigation Strategies for Communities with Local COVID-19 Transmission](#)

This document provides a framework for actions that local and state health departments can recommend in their community to prepare for and mitigate

community transmission of COVID-19. Major building types are put forward as mitigation examples: individuals at home, schools and child care, assisted living, and workplaces. These mitigations are divided among three degrees of intensity: minimal, moderate, and substantial.

CDC: Interim Guidance for Businesses and Employers Responding to Coronavirus Disease 2019 (COVID-19)

The CDC provides interim guidance based on what is currently known about COVID-19. The guidance is particularly focused on workplaces in non-health care settings. The key sections in this document include preparing workplaces for a COVID-19 outbreak, reducing transmission among employees, maintaining healthy business operations, and maintaining a healthy work environment.

WHO: Checklist for Pandemic Influenza Risk and Impact Management

This document provides the WHO's most recent pandemic guidance and recommendations prior to the COVID-19 outbreak. Section 4.1.2 "Facilities" mentions developing facility-level plans, including floor plans for essential facilities. Other key principles in this document provide the basis for more detailed guidance from other specialist groups.

Considerations for Large Building Water Quality after Extended Stagnation

This paper was created to help public health officials, building owners, and water utilities managers better understand building water quality due to low or no occupancy. This will be a pertinent issue for buildings that were not completely decommissioned or have sat stagnant for long periods of time.

AIHA: Recovering from COVID-19 Business Closures

This document provides practical recommendations for preparing a closed building for re-occupancy, including maintaining mechanical and plumbing systems as well as cleaning and disinfecting surfaces.

OSHA: Guidance on Preparing Workplaces for COVID-19

While this seminal document creates no new legal obligations, its recommendations and informational content are intended to assist employers in providing a safe and healthful workplace. Important sections include: Engineering Controls, Administrative Controls, Safe Work Practices, and other administrative best practices for a facility's workforce.

AIHA: Back to work safely

This site provides industry-specific guidance on re-occupancy for a wide-range of building types.

Appendix

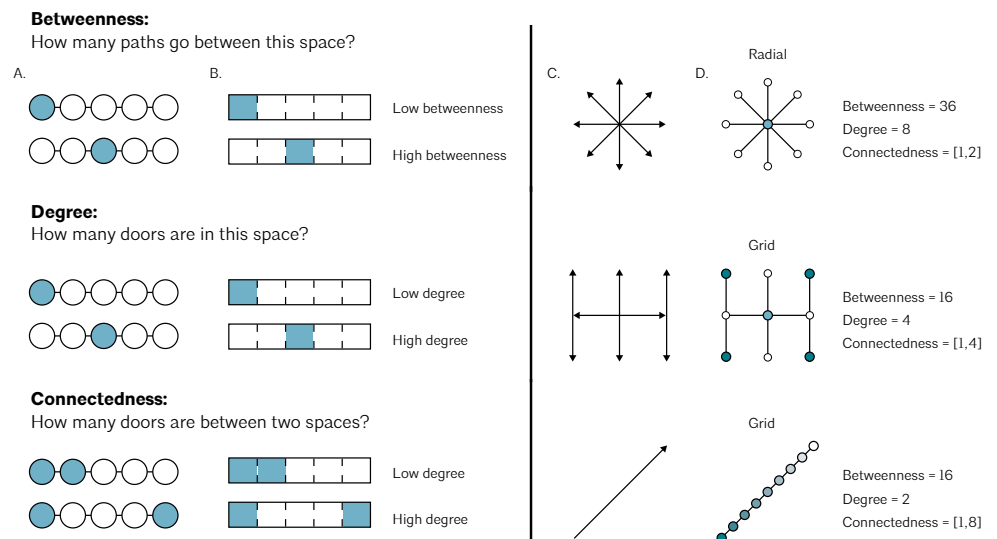
This appendix includes design tools and methods to support physical distancing guidelines.

Space syntax diagrams

While initially developed as a graphical tool to investigate the privacy, security, or connectivity/division of space at the urban to the building scale, the term “space syntax” is in actuality the combination of theories and techniques developed by Julienne Hanson,^{cvii} Bill Hillier,^{cvii cviii cix} and colleagues at The Bartlett, University College London, in the late 1970s to early 1980s. As space syntax has evolved, certain measures have been found to correlate with human spatial behavior, and space syntax is now used to forecast likely effects of architectural and urban space on users.

In the paper *2019 Novel Coronavirus (COVID-19) Outbreak: A Review of the Current Literature and Built Environment (BE) Considerations to Reduce Transmission*,^{cx} the authors utilize this type of analysis to graphically describe the connectivity or exclusivity of certain spaces from one another from a vector-control perspective. Within complex built environments, this diagrammatic strategy could begin to base its operational flow models on rules gleaned from diagramming spaces in this way.

Figure 2: Spatial connectivity, highlighting betweenness and connectance of common room and door configurations



This figure about spatial connectivity, highlighting betweenness and connectance of common room and door configurations is from *2019 Novel Coronavirus (COVID-19) Pandemic: A Review of the Current Literature and Built Environment (BE) Considerations to Reduce Transmission*. (A) Circles and lines follow the classic network representation. (B) The rectangles follow the architectural translation of networks. Shaded areas correspond to a measure of betweenness (the number of shortest paths between all pairs of spaces that pass through a given space over the sum of all shortest paths between all pairs of spaces in the building), degree (the number of connections a space has to other spaces between any two spaces), and connectance (the number of doors between any two spaces). (C) The arrows represent possible directions of microbial spread as determined by the layout of the BE. (D) The circles represent the current

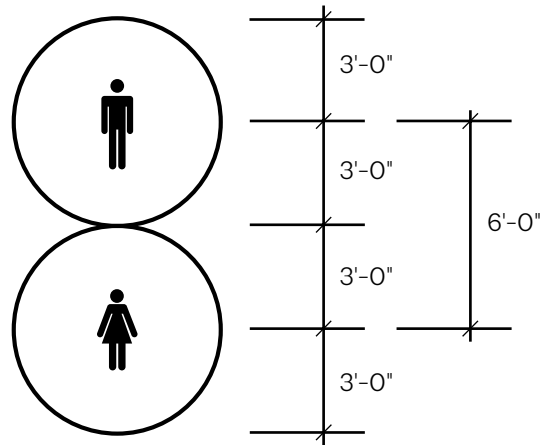
knowledge of microbial spread based on microbial abundance through BEs as determined by layout. Darker colors represent higher microbial abundance, and lighter colors represent lower microbial abundance.

Occupancy evaluation³⁰

The following six-foot physical distancing and related square footage per person analysis are intended to describe the implications of the allowable occupancy levels in current building codes given the recommended six feet physical distancing. The purpose of this analysis serves to better inform government decision makers and building owners as to how many people should be allowed in a given space - as a rule of thumb.

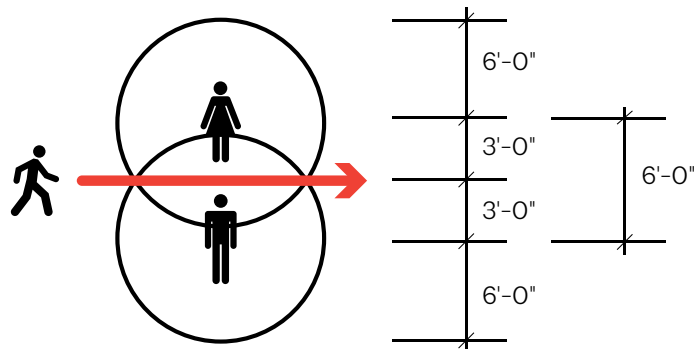
The common measure recommended by the CDC for physical distancing during the COVID-19 pandemic is to keep six feet between yourself and others.^{cx1}

This is commonly visualized as a 3-foot radius circle with the individual at the center:



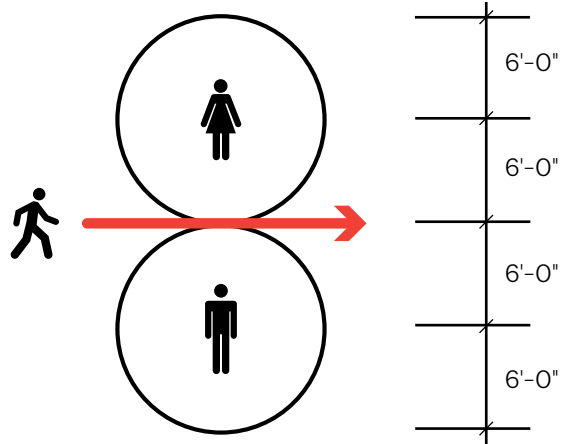
When only a 3-foot radius circle is used, the physical distancing space is static. It is only applicable when people are standing in a line, or when people are seated six feet apart from each other. It is linear. It does not account for human movement through a space.

If the physical distance between each person is exactly six feet, then the physical distancing is violated when people move through the space because the person moving through a space would have, at the most, only three feet of physical distancing between the two people who are six feet apart.



30. This evaluation does not account for the implementation of architectural and engineering controls nor the use of PPE which may alter the necessary physical distance.

A six-foot radius allows for people to move through and navigate a space at the perimeter/circumference of the physical distancing circle formed by the six-foot radius. That allows for the dynamic movement of people in a space.

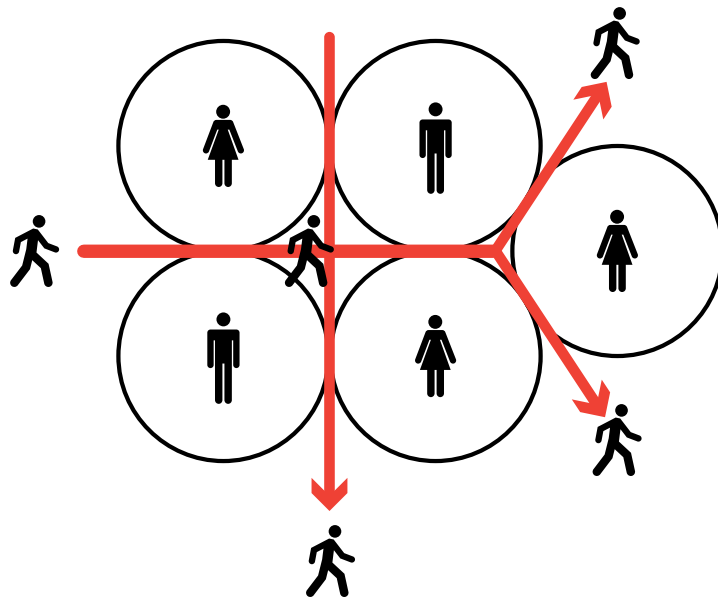


The area of a six-foot physical distance radius allows, and accounts for, human movement and navigation through a space. It is dynamic.

Physical distancing and the building code

Accounting for the dynamic nature of human behavior, a six-foot radius is utilized in this analysis to denote the circle of an individual's physical distance space. That physical distance circle can be a starting point for determining appropriate occupancy levels for a given space based on square footage.

The area of a 6-foot radius circle is 113.097 square feet ($\text{Pi} \times 6\text{-foot radius squared}$), which is a larger area than the 100 square feet area of a 10-foot by 10-foot room. As described previously, the six-foot radius of physical distancing allows for human access (i.e., travel) through an occupancy at the tangents of the circles formed by the radius, including that of a close-packing arrangement of the circles.



This principle can be used as a guide to identify the building and fire code occupancies, and their respective occupant levels, that would be affected by using the CDC-recommended physical distancing of six feet. To simplify the calculations and for purposes of this exercise, a nominal area of 100 square feet per person is used rather than the area of a 6-foot radius circle of 113.097 square feet, as a comparison for the stated allowable occupancy levels in the building code.

Example:

Using the building code Assembly occupancy for an unconcentrated space which has tables and chairs—such as a restaurant—of 15 square foot per person, it can easily be calculated that a restaurant occupancy designed to accommodate 100 people would be allowable with 1,500 square feet of floor space (100 occupants x 15 square feet per person as per existing code).

That same 1,500 square foot restaurant, with the six-foot radius of physical distancing, would only be able to accommodate 15 people seated in the restaurant (1,500 square feet divided by 100 square feet physical distancing per person). It should also be pointed out that in a restaurant, with tables placed six feet apart, the physical distancing would be violated when restaurant staff or others entered into space of the six foot table separation as there would only be three feet of separation at the most.

Another point to consider is that in re-opening the economy the occupant levels of different types of uses should not be determined by simply stating that the allowable occupancy levels will be 50% of their normal occupant capacity, 25%, or any other percentage calculation. Simply stating a percentage of the former allowable occupancy, or staging an absolute number, such as no more than 25 or 50 people in a space, does not adequately account for the required spatial area for physical distancing.

If 100 square feet is used as a nominal physical distancing measure, the occupancies that are impacted the most are the following, with their respective current maximum floor area allowances per occupancy (International Building Code, Table 1004.1.1, various editions). Occupancies with a maximum floor area allowance of 100 gross or net square feet per occupant or more, are not listed here since they can be considered to meet a nominal 100 square foot physical distancing.

- Airport: baggage claim - 20 sq. ft. gross; waiting areas - 15 sq. ft. gross
- Assembly: gaming floors - 11 sq. ft. gross
- Assembly with fixed seats: refer to 1004.7 of International Building Code
- Assembly without fixed seats: concentrated - 7 sq. ft. net; standing space - 5 sq. ft. net; unconcentrated (tables and chairs) - 15 sq. ft. net
- Bowling centers: 7 sq. ft. net; check with allowances of five persons/lane including 15 feet of runway
- Courtrooms: 40 sq. ft. net
- Daycare: 35 sq. ft. net
- Dormitories: 50 gross

- Education: classroom area - 20 sq. ft. net; shops, vocational rooms - 50 sq. ft. net
- Exercise rooms: 50 sq. ft. gross
- Library: reading rooms - 50 sq. ft. net
- Locker rooms: 50 sq. ft. gross
- Mercantile: areas on other floors - 60 sq. ft. gross; basement and grade floor areas - 30 sq. ft. gross
- Skating rinks, swimming pools: rink and pool - 50 sq. ft. gross; decks - 15 sq. ft. gross
- Stages and platforms: 15 sq. ft. net

References

- i. CDC. 2020. How COVID-19 Spreads. Centers for Disease Control and Prevention, Atlanta, GA.
- ii. CDC. 2020. Coronavirus Disease 2019 (COVID-19). Centers for Disease Control and Prevention, Atlanta, GA.
- iii. CDC. 2020. How COVID-19 Spreads. Centers for Disease Control and Prevention, Atlanta, GA.
- iv. Ibid
- v. Kampf G, Todt D, Pfaender S, Steinmann E. 2020. Persistence of coronaviruses on inanimate surfaces and its inactivation with biocidal agents. *Journal of Hospital Infection*, 104:246–251. doi:10.1016/j.jhin.2020.01.022.
- vi. van Doremalen N, Bushmaker T, Morris DH, Holbrook MG, Gamble A, Williamson BN, Tamin A, Harcourt JL, Thornburg NJ, Gerber SI, Lloyd-Smith JO, de Wit E, Munster VJ. 2020. Aerosol and surface stability of SARS-CoV-2 as compared with SARS-CoV-1. *New England Journal of Medicine*. doi:10.1056/NEJMc2004973.
- vii. Perlman S. 2020. Another decade, another coronavirus. *New England Journal of Medicine*, 382:760–762. doi:10.1056/NEJMe2001126.
- viii. Poon LLM, Peiris M. 2020. Emergence of a novel human coronavirus threatening human health. *Nature Medicine*, 26:317–319. doi:10.1038/s41591-020-0796-5.
- ix. Ibid.
- x. Xiao F, Tang M, Zheng X, Liu Y, Li X, Shan H. 2020. Evidence for gastrointestinal infection of SARS-CoV-2. *Gastroenterology*. doi:10.1053/j.gastro.2020.02.055.
- xi. ASHRAE. 2020. ASHRAE Position Document on Infectious Aerosols. April 14, 2020. The American Society of Heating, Refrigerating and Air-Conditioning Engineers, Atlanta, GA..
- xii. CDC. 2020. Water and COVID-19 FAQs. Centers for Disease Control and Prevention, Atlanta, GA.
- xiii. Proctor C, Rhoads W, Keane T, Salehi M, Hamilton K, Pieper KJ, Cwiertny DM, et al. 2020. Considerations for large building water quality after extended stagnation. *OSF Preprints*. April 8. doi:10.31219/osf.io/qvj3b.
- xiv. WHO 2009. Reducing transmission of pandemic (H1N1) 2009 in school settings. World Health Organization, Geneva, Switzerland.
- xv. Rivers C, Martin E, Gottlieb S, Watson C, Schoch-Spana M, Mullen L, Sell TK, Warmbrod KL, Hosangadi D, Kobokovich A, Potter C, Cicero A, Inglesby T. Apr 17, 2020. Public Health Principles for a Phased Reopening During COVID-19: Guidance for Governors. Johns Hopkins University, Baltimore, MD.
- xvi. Koehler, K, Rule, A. 2020. Can a mask protect me? Putting homemade masks in the hierarchy of controls. Johns Hopkins Education and Research Center for Occupational Safety and Health. April 2. Johns Hopkins University, Baltimore, MD.
- xvii. CDC. 2020. Preventing the Spread of COVID-19 in Retirement Communities and Independent Living Facilities (Interim Guidance). Centers for Disease Control and Prevention, Atlanta, GA.
- xviii. Yin, Jie. 2019. Bringing Nature Indoors With Virtual Reality: Human Responses to Biophilic Design in Buildings. Doctoral dissertation, Harvard University, Graduate School of Arts & Sciences.
- xix. CDC. 2020. Preventing the Spread of COVID-19 in Retirement Communities and Independent Living Facilities (Interim Guidance). Centers for Disease Control and Prevention, Atlanta, GA.
- xx. NACUFS. 2020. Collegiate Dining's Response to COVID-19. The National Association of College & University Food Services. East Lansing, MI.
- xxi. FDA. 2020. Best practices for retail food stores, restaurants, and food pick-up / delivery services during COVID-19 pandemic. US Food and Drug Administration. Silver Spring, MD.
- xxii. National Restaurant Association, 2020. Reopening Guidance. National Restaurant Association. Washington, DC.
- xxiii. ICSC. 2020. COVID-19 Re-Opening Best Practices. International Council of Shopping Centers. New York, NY.
- xxiv. CDC. 2020. Preventing the Spread of COVID-19 in Retirement Communities and Independent Living Facilities (Interim Guidance). Centers for Disease Control and Prevention, Atlanta, GA. .
- xxv. ICSC. 2020. COVID-19 Re-Opening Best Practices. International Council of Shopping Centers. New York, NY.

- xxvi. Fahimipour AK, Hartmann EM, Siemens A, Kline J, Levin DA, Wilson H, Betancourt-Román CM, Brown GZ, Fretz M, Northcutt D, Siemens KN, Huttenhower C, Green JL, Van Den Wymelenberg K. 2018. Daylight exposure modulates bacterial communities associated with household dust. *Microbiome* 6:175. doi:10.1186/s40168-018-0559-4.
- xxvii. Schuit M, Gardner S, Wood S, Bower K, Williams G, Freeburger D, Dabisch P. 2020. The influence of simulated sunlight on the inactivation of influenza virus in aerosols. *The Journal of Infectious Diseases*, 221:372–378. doi:10.1093/infdis/jiz582.
- xxviii. Dijk D–J, Duffy JF, Silva EJ, Shanahan TL, Boivin DB, Czeisler CA. 2012. Amplitude reduction and phase shifts of melatonin, cortisol and other circadian rhythms after a gradual advance of sleep and light exposure in humans. *PLoS One*, 7(2).
- xxix. OSHA. 2020. Guidance on Preparing Workplaces for COVID-19, OSHA 3990-03 2020. Occupational Safety and Health Administration. Washington, DC.
- xxx. CDC. 2020. Interim Guide for Business and Employers Responding to COVID-19. Centers for Disease Control and Prevention, Atlanta, GA.
- xxxi. RILA/NRF. 2020. Open for Business – A Blueprint for Shopping Safe. Retail Industry Leaders Association/National Retail Federation, Washington, DC.
- xxxii. AIHA. 2020. Reopening: Guidance for the Retail Industry. American Industrial Hygiene Association, Fairfax, VA.
- xxxiii. CDC. 2020. Guidance for Reopening Buildings After Prolonged Shutdown or Reduced Operation. Centers for Disease Control and Prevention, Atlanta, GA.
- xxxiv. AIHA. 2020. Recovering from COVID-19 Building Closures. American Industrial Hygienist Association, Falls Church, VA.
- xxxv. Howard-Reed C, Wallace LA, Ott WR. 2002. The effect of opening windows on air change rates in two homes. *Journal of the Air & Waste Management Association*, 52:147–159. doi:10.1080/10473289.2002.10470775.
- xxxvi. AIHA. 2020. Reopening: Guidance for the Retail Industry. American Industrial Hygiene Association, Fairfax, VA.
- xxxvii. Dietz L, Horve PF, Coil DA, Fretz M, Eisen JA, Van Den Wymelenberg K. Apr 2020. 2019 novel coronavirus (COVID-19) pandemic: Built environment considerations to reduce transmission. *mSystems*, 5(2). e00245-20; DOI: 10.1128/mSystems.00245-20.
- xxxviii. CDC. 2020. Interim Guide for Business and Employers Responding to COVID-19. Centers for Disease Control and Prevention, Atlanta, GA.
- xxxix. Ibid.
- xl. AIHA. 2020. Reopening: Guidance for the Retail Industry. American Industrial Hygiene Association, Fairfax, VA.
- xli. Ibid.
- xlvi. CDC. 2020. Interim Guide for Business and Employers Responding to COVID-19. Centers for Disease Control and Prevention, Atlanta, GA.
- xlvi. ASHRAE. 2020. Mechanical Air Filters. The American Society of Heating, Refrigerating and Air-Conditioning Engineers, Atlanta, GA.
- xlvi. CDC. 2020. Interim Guide for Business and Employers Responding to COVID-19. Centers for Disease Control and Prevention, Atlanta, GA.
- xlvi. AIHA. 2020. Reopening: Guidance for the Retail Industry. American Industrial Hygiene Association, Fairfax, VA.
- xlvi. ASHRAE. 2020. Ventilation Control. The American Society of Heating, Refrigerating and Air-Conditioning Engineers, Atlanta, GA.
- xlvi. AIHA. 2020. Reopening: Guidance for the Retail Industry. American Industrial Hygiene Association, Fairfax, VA.
- xlvi. ASHRAE. 2020. Technical resources. The American Society of Heating, Refrigerating and Air-Conditioning Engineers, Atlanta, GA.
- xlvi. Schoen LJ. Mar 24, 2020. Guidance for building operations during the COVID-19 pandemic. *ASHRAE Journal Newsletter*.
- l. CDC. 2020. Interim Guide for Business and Employers Responding to COVID-19. Centers for Disease Control and Prevention, Atlanta, GA.

- li. Schoen LJ. Mar 24, 2020. Guidance for building operations during the COVID-19 pandemic. ASHRAE Journal Newsletter.
- lii. AIHA. 2020. Reopening: Guidance for the Retail Industry. American Industrial Hygiene Association, Fairfax, VA.
- liii. ASHRAE. 2020. Transmission through Air in Toilet Rooms. The American Society of Heating, Refrigerating and Air-Conditioning Engineers, Atlanta, GA.
- liv. CalOSHA/CDPH. 2020. COVID-19 Industry Guidance: Retail. California Department of Public Health. Sacramento, CA
- lv. CDC. 2020. Reducing the Spread of COVID-19 in Workplaces. Centers for Disease Control and Prevention, Atlanta, GA
- lvi. OSHA. 2020. Guidance on Preparing Workplaces for COVID-19. US Department of Labor, Occupational Safety and Health Administration, Washington, DC.
- lvii. ICSC. 2020. COVID-19 Re-Opening Best Practices. International Council of Shopping Centers. New York, NY.
- lviii. AIHA. 2020. Reopening: Guidance for the Retail Industry. American Industrial Hygiene Association, Fairfax, VA.
- lix. CDC. 2020. Show me the science – how to wash your hands. Centers for Disease Control and Prevention, Atlanta, GA.
- lx. See citation lvi.
- lxi. ICSC. 2020. COVID-19 Re-Opening Best Practices. International Council of Shopping Centers. New York, NY.
- lxii. CDC. 2020. Interim Guide for Business and Employers Responding to COVID-19. Centers for Disease Control and Prevention, Atlanta, GA.
- lxiii. Ibid.
- lxiv. CDC. 2020. Interim Guide for Business and Employers Responding to COVID-19. Centers for Disease Control and Prevention, Atlanta, GA.
- lxv. EEOC. 2020. Pandemic Preparedness in the Workplace and the Americans with Disabilities Act. EEOC-NVTA-2009-3. Us Equal Employment Opportunity Commission, Washington, DC.
- lxvi. CDC. 2020. Interim Guide for Business and Employers Responding to COVID-19. Centers for Disease Control and Prevention, Atlanta, GA.
- lxvii. CDC. 2020. Coronavirus Disease 2019 (COVID-19). Centers for Disease Control and Prevention, Atlanta, GA.
- lxviii. Maintain these cohorts for multiple sessions/groups. Cohorts should stay stable over time as a one-time cohort is much less effective.
- lix. WHO 2009. Reducing transmission of pandemic (H1N1) 2009 in school settings. World Health Organization, Geneva, Switzerland.
- lxx. RILA/NRF. 2020. Open for Business – A Blueprint for Shopping Safe. Retail Industry Leaders Association/National Retail Federation, Washington, DC.
- lxxi. CalOSHA/CDPH. 2020. COVID-19 Industry Guidance: Retail. California Department of Public Health. Sacramento, CA
- lxxii. Ibid.
- lxxiii. AIHA. 2020. Reopening: Guidance for the Retail Industry. American Industrial Hygiene Association, Fairfax, VA.
- lxxiv. ICSC. 2020. COVID-19 Re-Opening Best Practices. International Council of Shopping Centers. New York, NY.
- lxxv. AIHA. 2020. Recovering from COVID-19 Building Closures. American Industrial Hygienist Association, Falls Church, VA.
- lxxvi. CDC. 2020. Interim Guide for Business and Employers Responding to COVID-19. Centers for Disease Control and Prevention, Atlanta, GA.
- lxxvii. CalOSHA/CDPH. 2020. COVID-19 Industry Guidance: Retail. California Department of Public Health. Sacramento, CA
- lxxviii. Ibid.

lxxix. Ibid.

lxxx. AIHA. 2020. Reopening: Guidance for the Retail Industry. American Industrial Hygiene Association, Fairfax, VA.

lxxxi. RILA/NRF. 2020. Open for Business - A Blueprint for Shopping Safe. Retail Industry Leaders Association/National Retail Federation, Washington, DC.

lxxxii. USDA. 2020. Best practices for retail food stores, restaurants, and food pick-up / delivery services during COVID-19 pandemic. US Food and Drug Administration. Silver Spring, MD.

lxxxiii. CDC. 2020. Interim Guide for Business and Employers Responding to COVID-19. Centers for Disease Control and Prevention, Atlanta, GA.

lxxxiv. ICSC. 2020. COVID-19 Re-Opening Best Practices. International Council of Shopping Centers. New York, NY.

lxxxv. CalOSHA/CDPH. 2020. COVID-19 Industry Guidance: Retail. California Department of Public Health. Sacramento, CA

lxxxvi. CDC. 2020. Preventing the Spread of COVID-19 in Retirement Communities and Independent Living Facilities (Interim Guidance). Centers for Disease Control and Prevention, Atlanta, GA.

lxxxvii. CDC. 2020. Interim Guide for Business and Employers Responding to COVID-19. Centers for Disease Control and Prevention, Atlanta, GA.

lxxxviii. RILA/NRF. 2020. Open for Business - A Blueprint for Shopping Safe. Retail Industry Leaders Association/National Retail Federation, Washington, DC.

lxxxix. CDC. 2020. Interim Guide for Business and Employers Responding to COVID-19. Centers for Disease Control and Prevention, Atlanta, GA.

xc. OSHA. 2020. Guidance on Preparing Workplaces for COVID-19. US Department of Labor, Occupational Safety and Health Administration, Washington, DC.

xcii. Ibid.

xcii. CDC. 2020. Situation Summary. Centers for Disease Control and Prevention, Atlanta, GA

xciii. Stanford Health Care. 2020. Frequently Asked Questions about the Novel Coronavirus (COVID-19). Stanford Health Care, Stanford, CA.

xciv. Auwaerter P. 2020. Coronavirus COVID-19 (SARS-CoV-2). John Hopkins Medicine ABX Guide.

xcv. OSHA. 2020. Guidance on Preparing Workplaces for COVID-19. US Department of Labor, Occupational Safety and Health Administration, Washington, DC.

xcvi. OSHA. 2020. Guidance on Preparing Workplaces for COVID-19. US Department of Labor, Occupational Safety and Health Administration, Washington, DC.

xcvii. CDC. 2020. CDC 24/7: Saving Lives, Protecting People. Centers for Disease Control and Prevention, Atlanta, GA.

xcviii. OSHA. 2020. Guidance on Preparing Workplaces for COVID-19. US Department of Labor, Occupational Safety and Health Administration, Washington, DC.

xcix. Ibid.

c. OSHA. 2020. Personal Protective Equipment. Occupational Safety and Health Administration. Washington, DC.

ci. CDC. 2020. CDC 24/7: Saving Lives, Protecting People. Centers for Disease Control and Prevention, Atlanta, GA.

cii. Auwaerter P. 2020. Coronavirus COVID-19 (SARS-CoV-2). John Hopkins Medicine ABX Guide.

ciii. Ibid.

civ. Ibid.

cv. OSHA. 2020. Guidance on Preparing Workplaces for COVID-19. US Department of Labor, Occupational Safety and Health Administration, Washington, DC.

cvi. Hillier B, Hanson J. 1984. The Social Logic of Space. Cambridge: Cambridge University Press.

cvi. Ibid.

cvi. Hillier B. 1999. Space is the Machine: A Configurational Theory of Architecture. Cambridge: Cambridge University Press.

- cix. Hillier B, Penn A. 2004. Rejoinder to Carlo Ratti. *Environment and Planning B: Planning and Design*, 31(4), 487–499.
- cx. Dietz L, Horve PF, Coil DA, Fretz M, Eisen JA, Van Den Wymelenberg K. 2020. 2019 novel coronavirus (COVID-19) pandemic: Built environment considerations to reduce transmission. *mSystems* 5(2). e00245-20; DOI: 10.1128/mSystems.00245-20.
- cxii. CDC. 2020. Social distancing. Centers for Disease Control and Prevention, Atlanta, GA.
- cxiii. CDC. 2020. Reopening Guidance for Cleaning and Disinfecting Public Spaces, Workplaces, Businesses, Schools, and Homes. Centers for Disease Control and Prevention, Atlanta, GA.
- cxiiii. CDC. 2020. Interim Guide for Business and Employers Responding to COVID-19. Centers for Disease Control and Prevention, Atlanta, GA.
- cxv. Fahimipour AK, Hartmann EM, Siemens A, Kline J, Levin DA, Wilson H, Betancourt-Román CM, Brown GZ, Fretz M, Northcutt D, Siemens KN, Huttenhower C, Green JL, Van Den Wymelenberg K. 2018. Daylight exposure modulates bacterial communities associated with household dust. *Microbiome* 6:175. DOI:10.1186/s40168-018-0559-4.
- cxvi. Leonardo Setti, Fabrizio Passarini, Gianluigi De Gennaro, Pierluigi Baribieri, Maria Grazia Perrone, Massimo Borelli, Jolanda Palmisani, Alessia Di Gilio, Valentina Torboli, Alberto Pallavicini, Maurizio Ruscio, PRISCO PISCITELLI, Alessandro Miani. SARS-Cov-2 RNA Found on Particulate Matter of Bergamo in Northern Italy: First Preliminary Evidence
- cxvii. Dietz L, Horve PF, Coil DA, Fretz M, Eisen JA, Van Den Wymelenberg K. Apr 2020. 2019 novel coronavirus (COVID-19) pandemic: Built environment considerations to reduce transmission. *mSystems*, 5(2). e00245-20; DOI: 10.1128/mSystems.00245-20; US Department of Labor, Occupational Safety and Health Administration. 2020. Guidance on Preparing Workplaces for COVID-19; Schoen LJ. Mar 24, 2020. Guidance for building operations during the COVID-19 pandemic. *ASHRAE Journal Newsletter*.
- cxviii. ASHRAE. 2020. How to return the HVAC system to normal operation FAQ. The American Society of Heating, Refrigerating and Air-Conditioning Engineers, Atlanta, GA.
- cxix. ASHRAE. 2020. Upgrading & Improving Filtration. The American Society of Heating, Refrigerating and Air-Conditioning Engineers, Atlanta, GA.
- cx. Dietz L, Horve PF, Coil DA, Fretz M, Eisen JA, Van Den Wymelenberg K. Apr 2020. 2019 novel coronavirus (COVID-19) pandemic: Built environment considerations to reduce transmission. *mSystems*, 5(2). e00245-20; DOI: 10.1128/mSystems.00245-20.
- cxi. Dietz L, Horve PF, Coil DA, Fretz M, Eisen JA, Van Den Wymelenberg K. Apr 2020. 2019 novel coronavirus (COVID-19) pandemic: Built environment considerations to reduce transmission. *mSystems*, 5(2). e00245-20; DOI: 10.1128/mSystems.00245-20; Schoen LJ. Mar 24, 2020. Guidance for Building Operations During the COVID-19 Pandemic. *ASHRAE Journal Newsletter*.
- cxii. Dietz L, Horve PF, Coil DA, Fretz MA, Eisen JA, Van Den Wymelenberg K. Apr 2020. 2019 novel coronavirus (COVID-19) pandemic: Built environment considerations to reduce transmission. *mSystems*, 5(2). e00245-20; DOI: 10.1128/mSystems.00245-20.

Acknowledgements

The American Institute of Architects would like to recognize the expertise, time, and significant effort of the AIA 2020 Disaster Assistance Committee and AIA COVID-19 Charrette participants in cultivating this tool.

2020 Disaster Assistance Committee

J. Scott Eddy, AIA, Chair
Janine Glaeser, AIA, Vice Chair

Project team

Oscar Estigarribia, Assoc. AIA
Kenneth J. Filarski, FAIA
Christopher Kiefer, AIA
Lester G. Meu, AIA
Joshua Millman, AIA, CFM
Robert Phinney, AIA
William Robarge, AIA
Matthew Tierney, AIA

Peer reviewers

Andrew Dannenberg, MD, MPH
Juliana Grant, MD, MPH
M. Dennis Knight, P.E., FASHRAE
Molly M. Scanlon, PhD, FAIA, FACHA
Catherine Wemette, CAE

Editors

Lindsay Brugger, AIA, Sr. Manager, Resilient Communities
Rachel Minnery, FAIA, Sr. Director, Resilience, Adaptation, and Disaster Assistance

Questions, feedback, ideas? We'd love to hear from you. Email resilience@aia.org

Disclaimer: The information contained in this document is meant to serve as a helpful resource, but should not be interpreted as legal or other professional advice. Due to the rapidly changing scientific, legal and regulatory landscape related to the COVID-19 outbreak, this document may at any time be out of date, and the AIA does not guarantee its accuracy. You should contact relevant government agencies and / or an attorney in your location for current laws and regulations and seek the advice of an appropriate licensed professional on custom strategies that meet your unique needs.